



7330 EX/ED Series Pro-Stik II Sensor Data Sheet

Stainless Steel Magnetostrictive Sensor with Field Programmable Span

The 7330 EX/ED Series Pro-Stik II takes field proven magnetostrictive sensing technology and incorporates features such as a field programmable span. This is packaged in our patented Stik design, making the Pro-Stik II ideal for level monitoring in a variety of liquids and tanks. Sensors are available in rigid 316 stainless steel up to 24 feet.

The stainless steel version is available with a mini connector or 3/4" NPT fitting that can be joined to an optional housing with terminal connectors and zero/span push-buttons. The stainless steel version offers a totally welded construction and may be provided with cathodic protection.

The sensor's electronics are SMT components in a 5/8" diameter sensing tube. This packaging breakthrough eliminates the electronics enclosure at the top of the sensor, improving the environmental seal and offering greater options for insertion and mounting in tanks and vessels.

The 7330 EX/ED Series Pro-Stik II is a loop powered explosion/flame proof sensor with a scalable 4 to 20mA span that provides 0.1% accuracy, full scale. The only calibration required is to set the upper and lower limits of the span.

The probe provides a security feature by utilizing a timing sequence that is used to unlock the probe for programming. This ensures that the span cannot be accidentally programmed by someone in the field.


The unique diagnostic output provides continuous information about the float's position and passcode protection for programming.

The sensor can be "bench" calibrated to set the zero and span or an optional housing with push-button setting of the zero and span at the tank is available.

If The float is...	Output
Below set span, but within active region	3.9mA
Above set span, but within active region	20.1mA
Either above or below active range or signal is lost	3.8mA

A variety of floats and mounting accessories are available to fit virtually any application. Speak with an Applications Engineer to discuss your needs today. Call 800.635.0289 or visit us online at www.ametekapt.com.

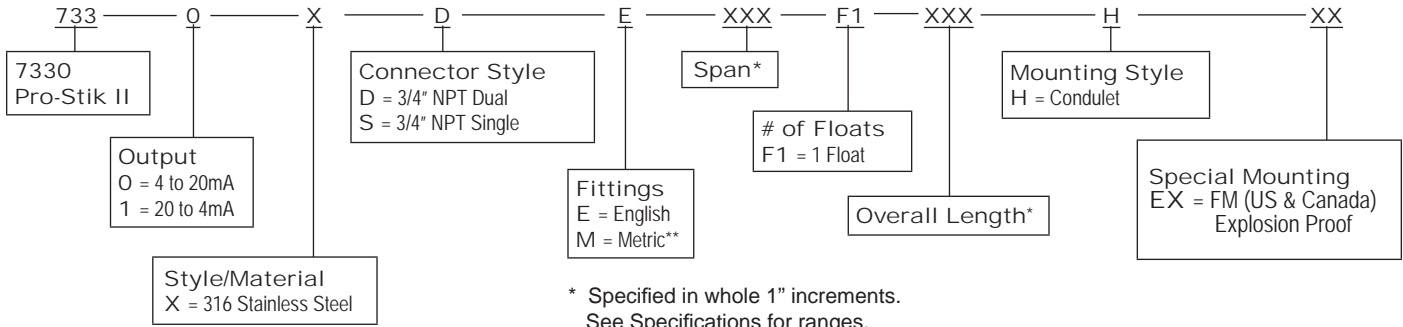


Specifications			
Operating Voltage	13.5 to 30 VDC	Probe Length Stainless Steel D, S	18" to 288" * Consult Factory
Output	4 to 20mA	Approvals	
Operating Output	4 to 20mA	FM (US & Canada) XP Class I, Div I, Group A, B, C, D, T4 DIP Class II, III, Group E, F, G, T4	
Diagnostic Output	3.9mA and 20.1mA, float outside of span 3.8mA, no signal received (Note: Diagnostic Tolerance +/- 0.02mA)		
Operating Temperature	-40° to 70° C, (-40° to 158° F)		
Pressure Rating	316SS Probe: 1000 psi max. Float Dependent. Consult Factory.		
Resolution	0.025% of span or 0.014" (Whichever is Greater)		
Repeatability	0.014" + 0.05% of span typical, 0.014" + 0.4% of span maximum		
Accuracy	0.1% of span or 0.050" (Whichever is Greater)		
Null Zone	8"		
Dead Band	2"		
Enclosure Material Rating	Probe: 316 SS IP68		

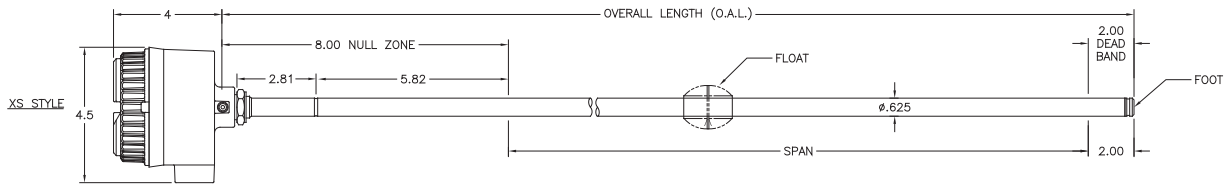
Specifications are subject to change without notice. Patented.

7330 EX/ED Series Pro-Stik II Stainless Steel

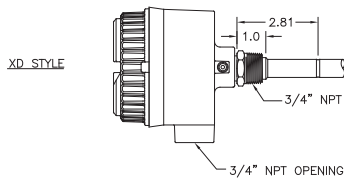
Part Numbering



Dimension Drawing



MAXIMUM STANDARD OVERALL LENGTH = 288"
MINIMUM STANDARD OVERALL LENGTH = 18"



NOTES: UNLESS OTHERWISE SPECIFIED
1. ALL DIMENSIONS ARE FOR REFERENCE ONLY.
2. ENSURE MAGNET DOES NOT ENTER NULL ZONE AND DEAD BAND AREAS.

Accessories

Item	Part Number
Float Kit, 316 SS, 2.05" Diameter w/ E Clip and Spacer 0.54s.g.	SD0515000
Float Kit, Nitrophyl, 2.02" Diameter w/ E Clip and Spacer 0.40s.g.	SD0536500
Cable Assembly, 4 pin, 6 feet long (M style only)	01533141
Adjustable Tube Coupling 5/8" x 3/4" NPT	04283800
Meter, 4 1/2 digit display, panel mount, 2 output relays	04541069
Bushing, 3/4" x 2" NPT 316SS	04587241

Wiring Diagram

